


MARKET ONE SHEET November 2019

PROVIDES A QUICK OVERVIEW OF MA MARKET & TRENDS



MARKET ANALYSIS

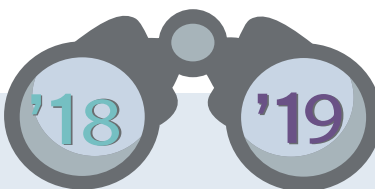
- Statewide single-family home and condominium closed sales were down in November.
- Median price for single-family homes was \$405,000 and median price for condominiums was \$384,610.
- Seventh straight month of median price for single-family homes at or above \$400,000
- Lowest number of single-family homes for sale for the month of November since MAR began reporting the data in 2004.

REALTOR® CONFIDENCE INDEXES

| | NOV 2018 | NOV 2019 |
|--------|----------|----------|
| MARKET | 53.90 | 64.29 |
| PRICE | 53.46 | 63.98 |

Based on a scale of zero to 100

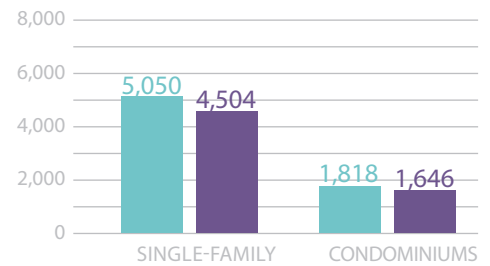
PENDING HOME SALES



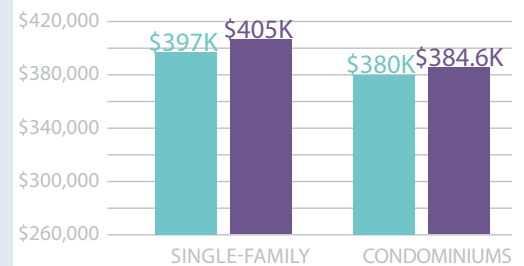
| | NOV 2018 | NOV 2019 |
|---------------------|-----------|-----------|
| SINGLE-FAMILY SALES | 3,728 | 4,359 |
| MEDIAN PRICE | \$397,000 | \$406,204 |
| CONDOMINIUM SALES | 1,414 | 1,674 |
| MEDIAN PRICE | \$380,000 | \$382,975 |

CLOSED SALES

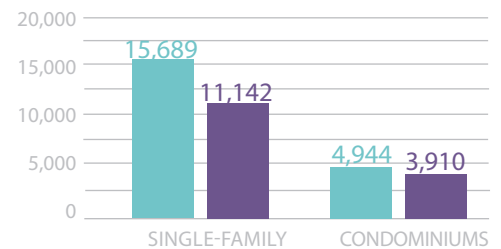
SALES



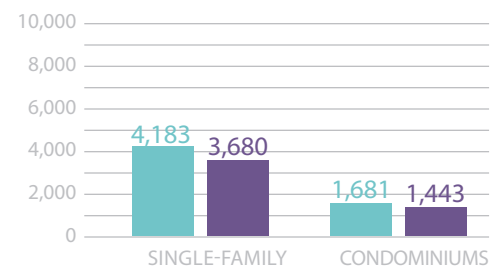
MEDIAN PRICE



INVENTORY



NEW LISTINGS



n NOV '18 n NOV '19



MASSACHUSETTS ASSOCIATION OF REALTORS®

