


MARKET ONE SHEET April 2019

PROVIDES A QUICK OVERVIEW OF MA MARKET & TRENDS



MARKET ANALYSIS

- Statewide single-family home closed sales were up in April while median prices were also up.
- Condominium closed sales were up and median prices were also up.
- Lowest number of single-family homes for sale for the month of April since MAR began reporting in 2004.
- The number of condominiums for sale increased for the fourth straight month and the fourth time in the last 37 months.

REALTOR® CONFIDENCE INDEXES

| | APRIL 2018 | APRIL 2019 |
|--------|------------|------------|
| MARKET | 82.66 | 77.72 |
| PRICE | 77.44 | 59.61 |

Based on a scale of zero to 100

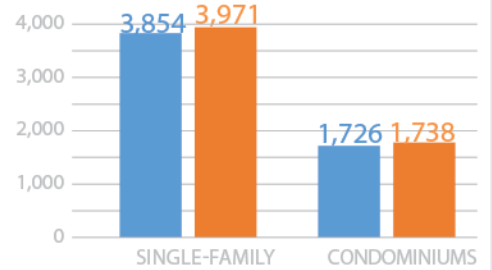
PENDING HOME SALES

APRIL 2018 APRIL 2019

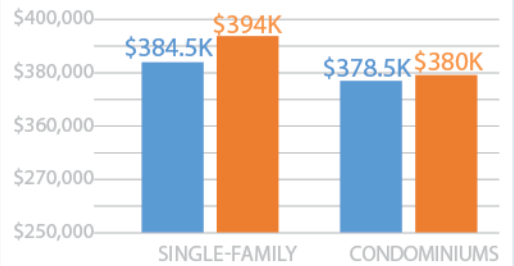
| | | |
|---------------|-----------|-----------|
| SINGLE-FAMILY | | |
| SALES | 5,584 | 6,408 |
| MEDIAN PRICE | \$384,500 | \$395,000 |
| CONDOMINIUMS | | |
| SALES | 2,248 | 2,512 |
| MEDIAN PRICE | \$378,500 | \$375,000 |

CLOSED SALES

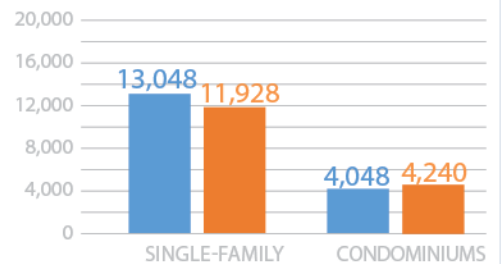
SALES



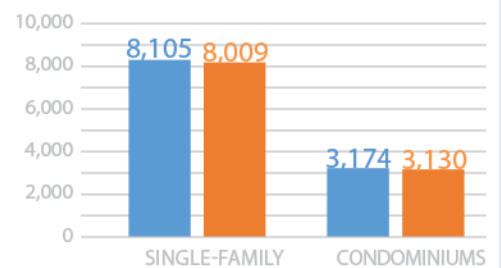
MEDIAN PRICE



INVENTORY



NEW LISTINGS



APRIL '18 APRIL '19



MASSACHUSETTS ASSOCIATION OF REALTORS®

