


# MARKET ONE SHEET February 2018

PROVIDES A QUICK OVERVIEW OF MA MARKET & TRENDS



## MARKET ANALYSIS


- Inventory of homes for sale under 10,000 for the third month in a row
- Median price for single-family homes and condominiums the same this month
- Statewide closed sales down while median prices rose year-over-year

## REALTOR® CONFIDENCE INDEXES

	FEB 2017	FEB 2018
MARKET	75.20	76.32
PRICE	77.00	75.85

*Based on a scale of zero to 100*

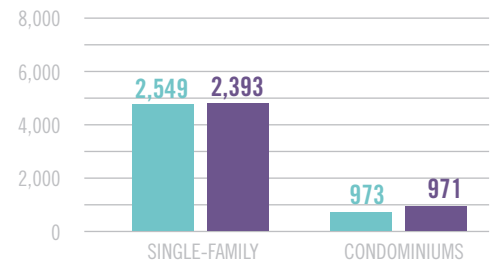
## PENDING HOME SALES



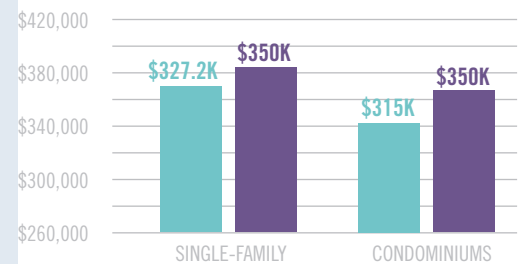
	FEB 2017	FEB 2018
<b>SINGLE-FAMILY</b>		
SALES	3,560	3,981
MEDIAN PRICE	\$327,200	\$350,000
<b>CONDOMINIUMS</b>		
SALES	1,415	1,668
MEDIAN PRICE	\$315,000	\$350,000

## CLOSED SALES

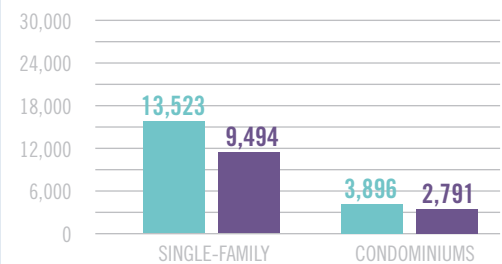
### SALES



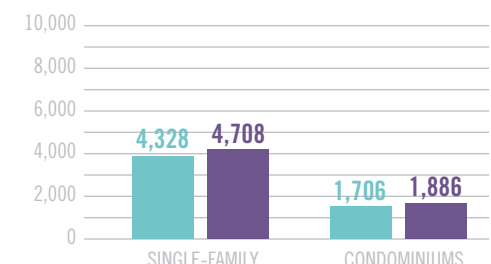
### MEDIAN PRICE



### INVENTORY



### NEW LISTINGS



■ FEB '17 ■ FEB '18



MASSACHUSETTS ASSOCIATION OF REALTORS®

