


MARKET ONE SHEET OCTOBER 2017

PROVIDES A QUICK OVERVIEW OF MA MARKET & TRENDS

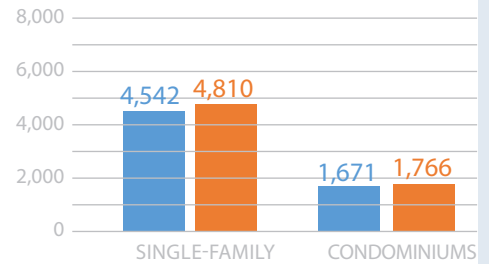


MARKET ANALYSIS

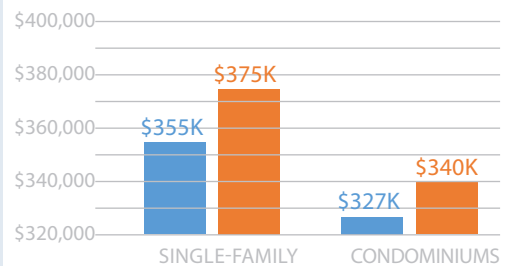
- Statewide closed sales down while median prices rose year-over-year
- Inventory of homes for sale reached the lowest level for the month of October
- New single-family listings added to the market up for the fourth month in a row

CLOSED SALES

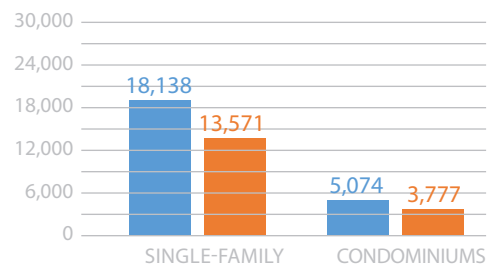
SALES



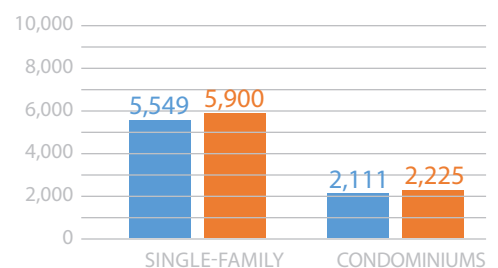
MEDIAN PRICE



INVENTORY



NEW LISTINGS



REALTOR® CONFIDENCE INDEXES

	OCT 2016	OCT 2017
MARKET	70.18	72.24
PRICE	68.86	67.86

Based on a scale of zero to 100

PENDING HOME SALES



	OCT 2016	OCT 2017
SINGLE-FAMILY		
SALES	5,055	5,181
MEDIAN PRICE	\$378,750	\$395,000
CONDOMINIUMS		
SALES	1,854	1,895
MEDIAN PRICE	\$345,000	\$349,000



MASSACHUSETTS ASSOCIATION OF REALTORS®

