


MARKET ONE SHEET OCTOBER 2016

PROVIDES A QUICK OVERVIEW OF MA MARKET & TRENDS

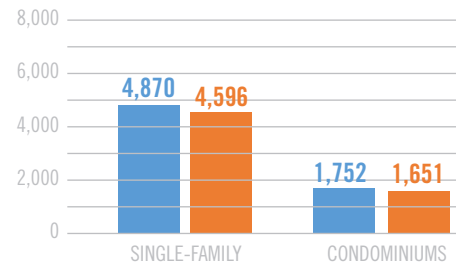


MARKET ANALYSIS

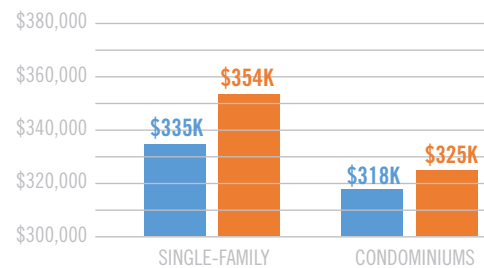
- Closed home sales down for the third time in the last four months
- Single-family median home prices up again for the eighth straight month.
- New listings added to market in October down for the seventh straight month

CLOSED SALES

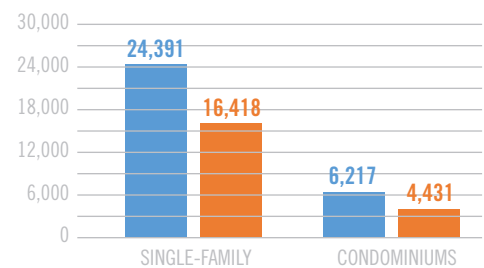
SALES



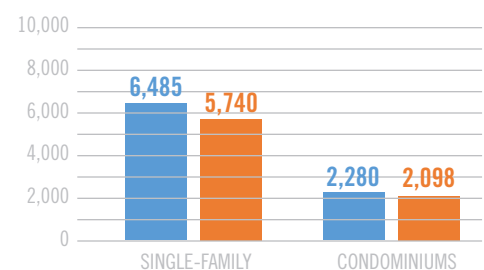
MEDIAN PRICE



INVENTORY



NEW LISTINGS



■ JULY '15 ■ JULY '16

REALTOR® CONFIDENCE INDEXES

	OCT 2015	OCT 2016
MARKET	65.53	70.18
PRICE	68.79	68.86

Based on a scale of zero to 100

PENDING HOME SALES



OCT 2015 OCT 2016

SINGLE-FAMILY

SALES	4,936	5,680
MEDIAN PRICE	\$335,000	\$355,778

CONDOMINIUMS

SALES	1,825	1,984
MEDIAN PRICE	\$318,000	\$327,000



MASSACHUSETTS ASSOCIATION OF REALTORS®

