


# MARKET ONE SHEET SEPTEMBER 2018

PROVIDES A QUICK OVERVIEW OF MA MARKET & TRENDS

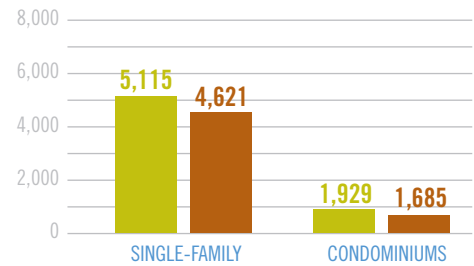


## MARKET ANALYSIS

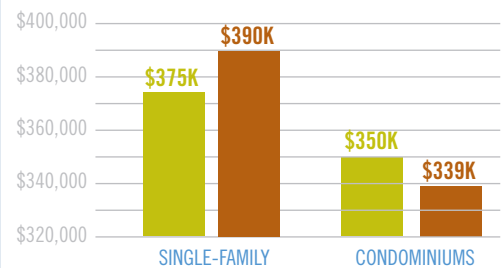
- Statewide single-family closed sales down while median price rose year-over-year
- Statewide condominium closed sales and median price down year-over-year
- Inventory of homes for sale reached the lowest level for the month of September

## CLOSED SALES

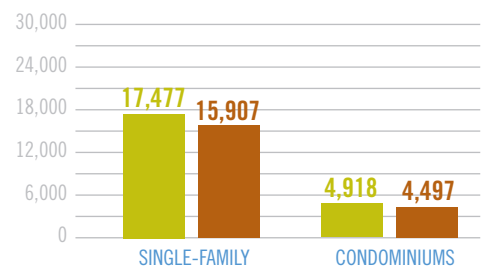
### SALES



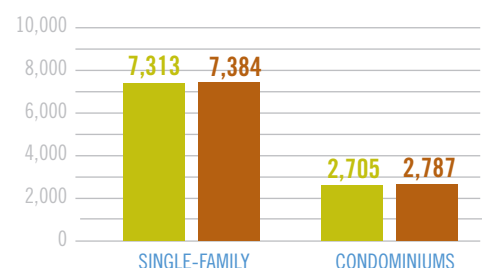
### MEDIAN PRICE



### INVENTORY



### NEW LISTINGS



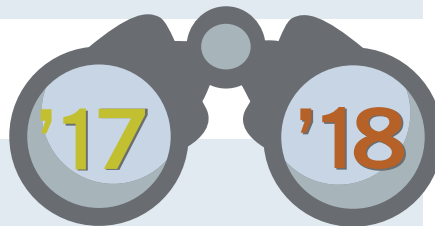
■ SEP '17 ■ SEP '18

## REALTOR® CONFIDENCE INDEXES

	SEP 2017	SEP 2018
MARKET	76.74	62.00
PRICE	68.48	58.67

*Based on a scale of zero to 100*

## PENDING HOME SALES



	SEP 2017	SEP 2018
<b>SINGLE-FAMILY</b>		
SALES	4,919	5,090
MEDIAN PRICE	\$375,000	\$390,000
<b>CONDOMINIUMS</b>		
SALES	1,862	1,778
MEDIAN PRICE	\$350,000	\$337,750



MASSACHUSETTS ASSOCIATION OF REALTORS®

