


# MARKET ONE SHEET JULY 2018

PROVIDES A QUICK OVERVIEW OF MA MARKET & TRENDS

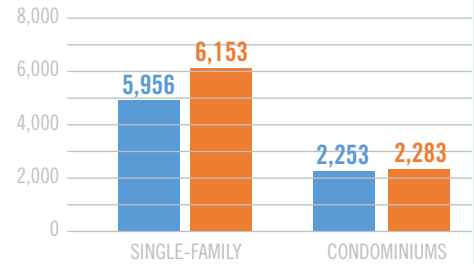


## MARKET ANALYSIS

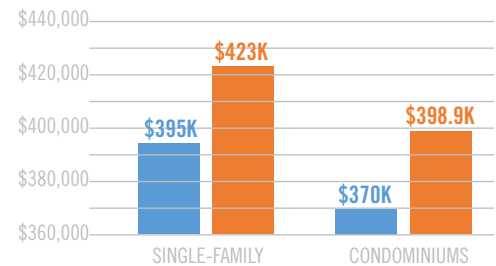
- Statewide single-family home closed sales up while median price rose year-over-year
- Condominium closed sales up while median price rose year-over-year
- Lowest number of homes for sale for the month of July since 2004

## CLOSED SALES

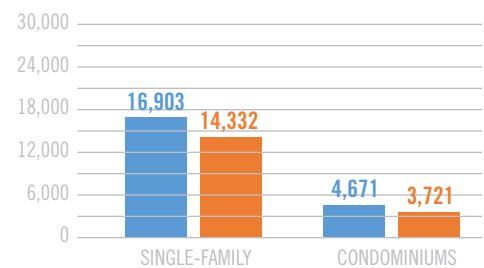
### SALES



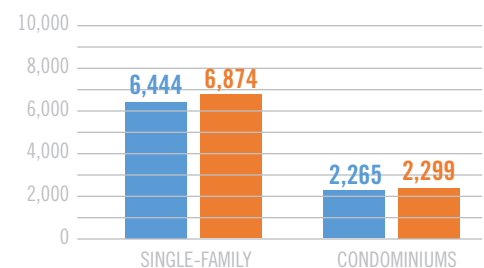
### MEDIAN PRICE



### INVENTORY



### NEW LISTINGS



■ JUL '17 ■ JUL '18

## REALTOR® CONFIDENCE INDEXES

	JUL 2017	JUL 2018
MARKET	80.66	74.65
PRICE	73.60	65.10

*Based on a scale of zero to 100*

'17 '18

## PENDING HOME SALES

	JUL 2017	JUL 2018
<b>SINGLE-FAMILY</b>		
SALES	5,075	5,832
MEDIAN PRICE	\$395,000	\$423,250
<b>CONDOMINIUMS</b>		
SALES	1,869	2,133
MEDIAN PRICE	\$370,000	\$398,950



MASSACHUSETTS ASSOCIATION OF REALTORS®

