


MARKET ONE SHEET APRIL 2018

PROVIDES A QUICK OVERVIEW OF MA MARKET & TRENDS

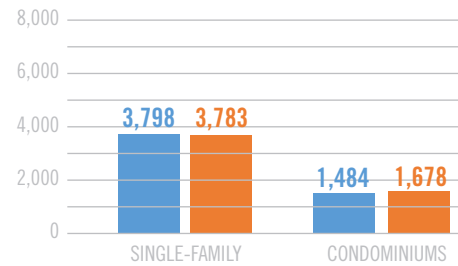


MARKET ANALYSIS

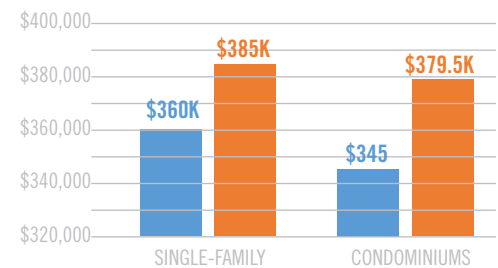
- Statewide single-family home closed sales down while median price rose year-over-year
- Condominium closed sales up while median price rose year-over-year
- Lowest number of homes for sale for the month of April since 2004

CLOSED SALES

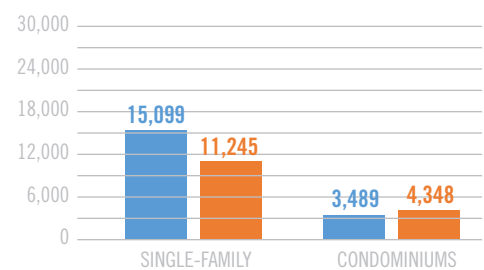
SALES



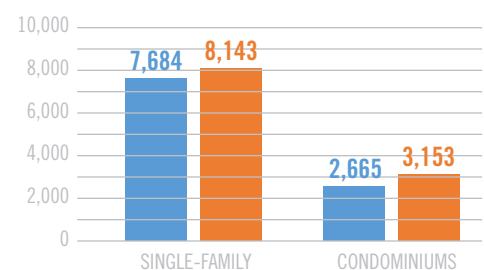
MEDIAN PRICE



INVENTORY



NEW LISTINGS



■ APR '17 ■ APR '18

REALTOR® CONFIDENCE INDEXES

	APR 2017	APR 2018
MARKET	85.47	82.66
PRICE	80.34	77.44

Based on a scale of zero to 100

'17 '18

PENDING HOME SALES

	APR 2017	APR 2018
SINGLE-FAMILY		
SALES	5,399	6,279
MEDIAN PRICE	\$360,000	\$385,000
CONDOMINIUMS		
SALES	2,117	2,438
MEDIAN PRICE	\$345,000	\$386,950



MASSACHUSETTS ASSOCIATION OF REALTORS®

