

Massachusetts Association of REALTORS®

Detached Single-Family Home Sales

<u>May-09</u>	<u>May-10</u>	<u>% Change</u>
2,975	3,911	31.5%
<u>April-10</u>	<u>May-10</u>	<u>% Change</u>
3,525	3,911	11.0%

Condominium Sales

<u>May-09</u>	<u>May-10</u>	<u>% Change</u>
1,235	1,635	32.4%
<u>April-10</u>	<u>May-10</u>	<u>% Change</u>
1,567	1,635	4.3%

Detached Single-Family Home Median Selling Prices

<u>May-09</u>	<u>May-10</u>	<u>% Change</u>
\$ 287,500	\$ 299,000	4.0%
<u>April-10</u>	<u>May-10</u>	<u>% Change</u>
\$ 295,000	\$ 299,000	1.4%

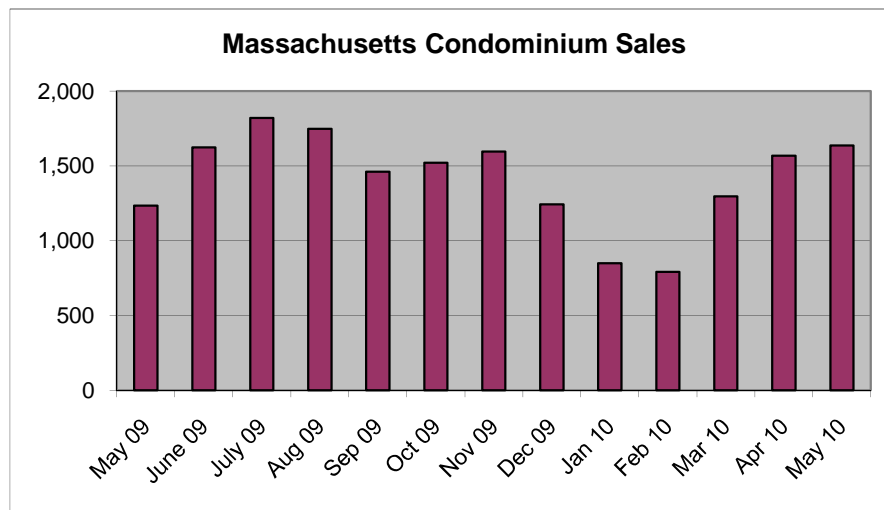
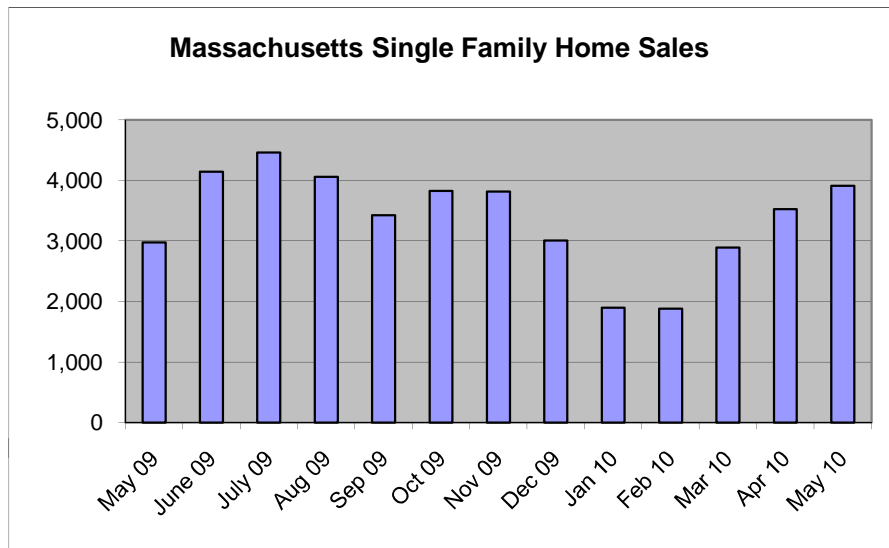
Condominium Median Selling Prices

<u>May-09</u>	<u>May-10</u>	<u>% Change</u>
\$ 265,000	\$ 262,000	-1.1%
<u>April-10</u>	<u>May-10</u>	<u>% Change</u>
\$ 252,000	\$ 262,000	4.0%

Figures reflect data from 3 of 3 REALTOR® affiliated Multiple Listing Services in Massachusetts as of June 15, 2010.

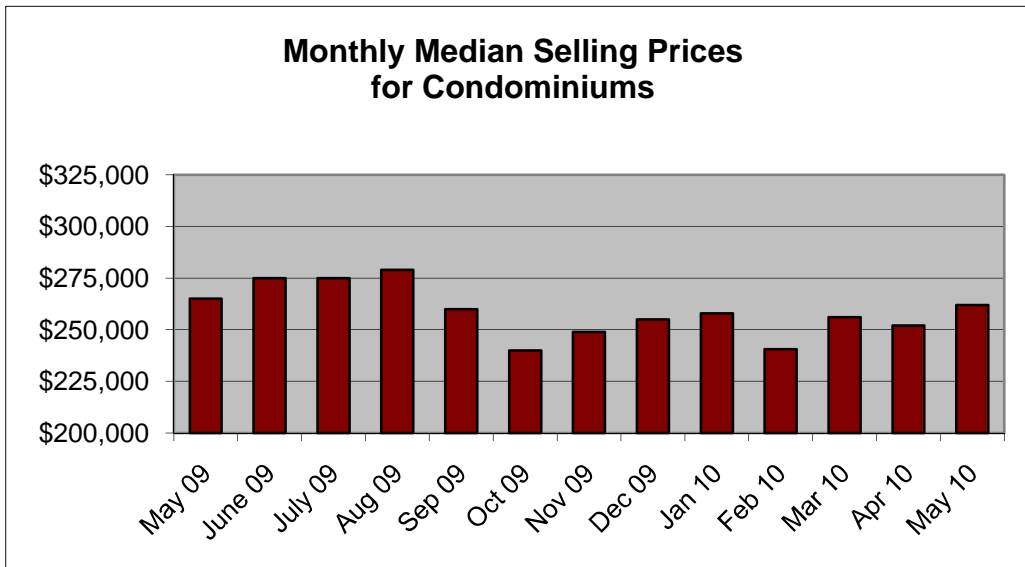
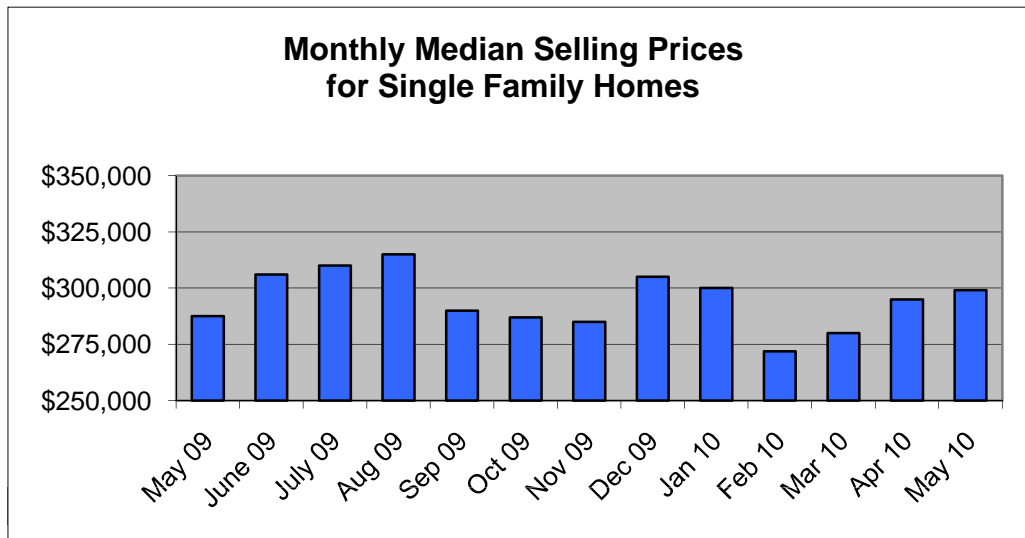
Historical Monthly Sales of Single Family Homes and Condominiums

<u>Month/Year</u>	<u>Single Family</u>	<u>Condominiums</u>
May 09	2,975	1,235
June 09	4,147	1,623
July 09	4,463	1,820
Aug 09	4,058	1,748
Sep 09	3,426	1,460
Oct 09	3,828	1,520
Nov 09	3,816	1,595
Dec 09	3,010	1,242
Jan 10	1,897	849
Feb 10	1,883	792
Mar 10	2,890	1,296
Apr 10	3,525	1,567
May 10	3,911	1,635



Monthly Median Prices Single Family Homes and Condominiums

<u>Month/Year</u>	<u>Single Family</u>	<u>Condominiums</u>
May 09	\$287,500	\$265,000
June 09	\$306,000	\$275,000
July 09	\$310,000	\$275,000
Aug 09	\$315,000	\$279,000
Sep 09	\$290,000	\$259,900
Oct 09	\$287,000	\$240,000
Nov 09	\$285,000	\$249,000
Dec 09	\$305,000	\$255,000
Jan 10	\$300,000	\$257,980
Feb 10	\$271,900	\$240,500
Mar 10	\$280,000	\$256,000
Apr 10	\$295,000	\$252,000
May 10	\$299,000	\$262,000



Historical May Sales of Single Family Homes and Condominiums		
<u>Year</u>	<u>S-F</u>	<u>Condos</u>
May-10	3,911	1,635
May-09	2,975	1,235
May-08	3,510	1,640
May-07	3,884	3,884
May-06	4,200	4,200
May-05	4,175	2,134
May-04	4,620	1,824
May-03	3,926	1,440
May-02	4,122	1,313
May-01	3,898	1,184
May-00	4,157	1,160
May-99	4,297	1,167
May-98	4,538	1,034
May-97	4,305	953
May-96	3,760	759
May-95	3,036	648
May-94	3,706	662
May-93	2,882	472
May-92	3,141	532
May-91	3,106	366

