

Massachusetts Association of REALTORS®

Detached Single Family Home Sales

<u>May-08</u>	<u>May-09</u>	<u>% Change</u>
3,510	2,972	-15.3%
<u>April-09</u>	<u>May-09</u>	<u>% Change</u>
2,448	2,972	21.4%

Condominium Sales

<u>May-08</u>	<u>May-09</u>	<u>% Change</u>
1,640	1,236	-24.6%
<u>April-09</u>	<u>May-09</u>	<u>% Change</u>
916	1,236	34.9%

Detached Single Family Home Median Selling Prices

<u>May-08</u>	<u>May-09</u>	<u>% Change</u>
\$ 322,000	\$ 284,000	-11.8%
<u>April-09</u>	<u>May-09</u>	<u>% Change</u>
\$ 275,000	\$ 284,000	3.3%

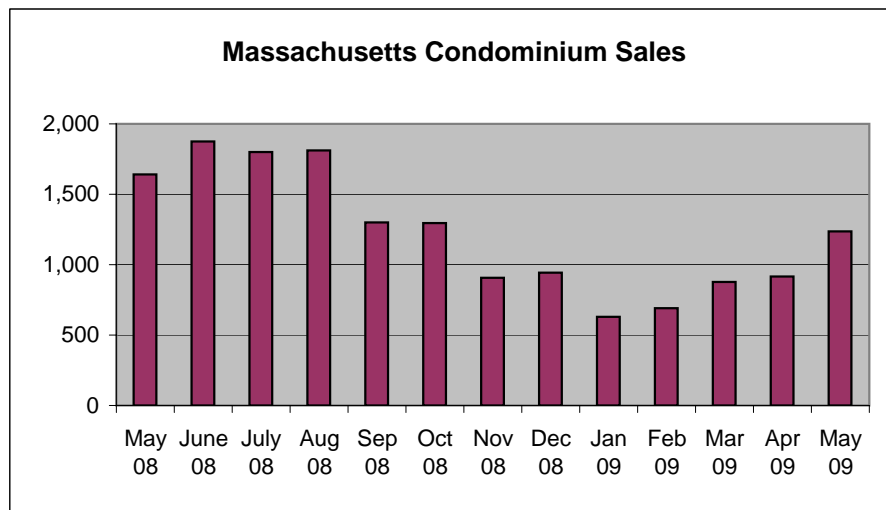
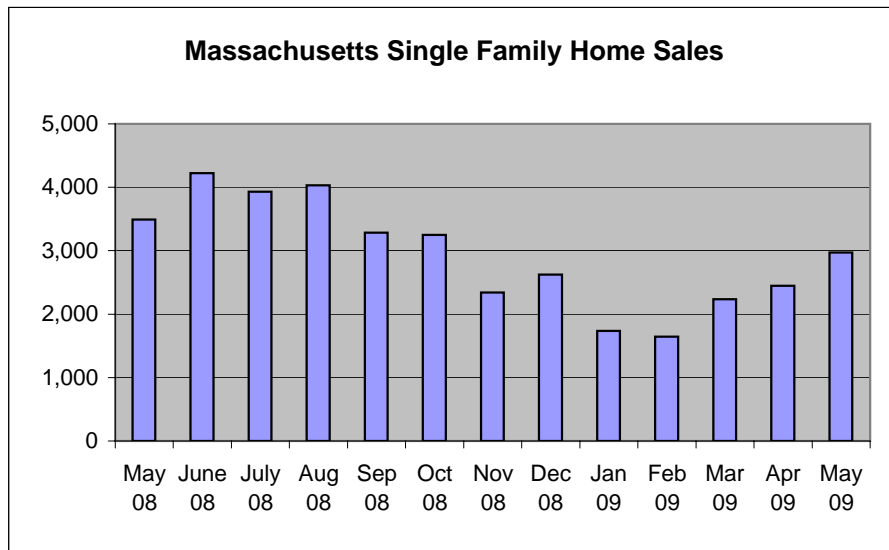
Condominium Median Selling Prices

<u>May-08</u>	<u>May-09</u>	<u>% Change</u>
\$ 282,500	\$ 265,000	-6.2%
<u>April-09</u>	<u>May-09</u>	<u>% Change</u>
\$ 236,000	\$ 265,000	12.3%

Figures reflect data from 3 of 3 REALTOR® affiliated Multiple Listing Services in Massachusetts as of June 15, 2009.

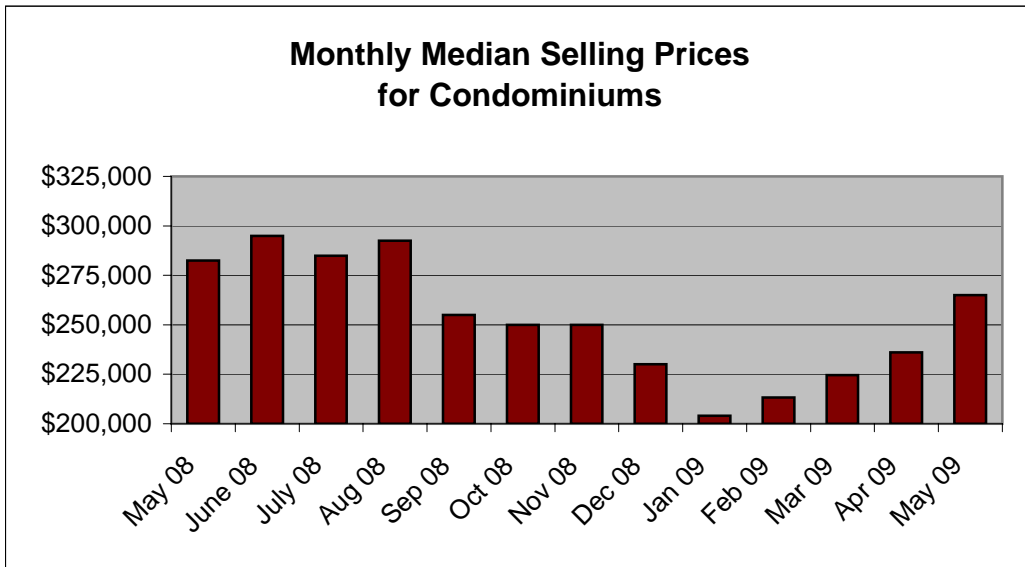
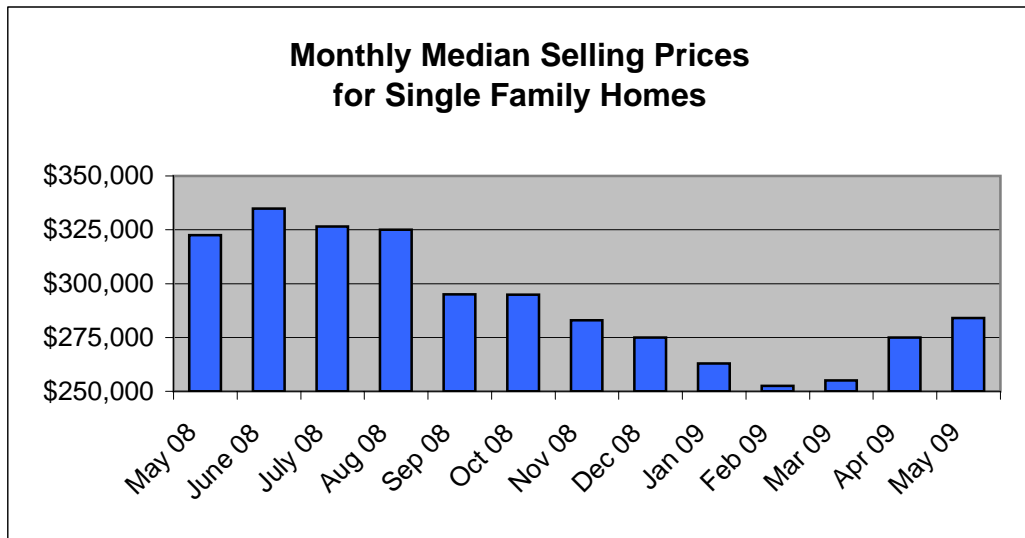
Historical Monthly Sales of Single Family Homes and Condominiums

<u>Month/Year</u>	<u>Single Family</u>	<u>Condominiums</u>
May 08	3,491	1,640
June 08	4,225	1,876
July 08	3,931	1,800
Aug 08	4,032	1,811
Sep 08	3,283	1,300
Oct 08	3,251	1,296
Nov 08	2,339	906
Dec 08	2,623	943
Jan 09	1,738	629
Feb 09	1,647	691
Mar 09	2,234	877
Apr 09	2,448	916
May 09	2,972	1,236



Monthly Median Prices Single Family Homes and Condominiums

<u>Month/Year</u>	<u>Single Family</u>	<u>Condominiums</u>
May 08	\$322,500	\$282,500
June 08	\$334,900	\$295,000
July 08	\$326,500	\$284,900
Aug 08	\$325,000	\$292,450
Sep 08	\$295,000	\$255,000
Oct 08	\$294,900	\$250,000
Nov 08	\$283,000	\$250,000
Dec 08	\$275,000	\$230,000
Jan 09	\$263,000	\$204,000
Feb 09	\$252,500	\$213,250
Mar 09	\$255,000	\$224,500
Apr 09	\$275,000	\$236,000
May 09	\$284,000	\$265,000



Historical May Sales of Single Family Homes and Condominiums		
<u>Year</u>	<u>S-F</u>	<u>Condos</u>
May-09	2,972	1,236
May-08	3,491	1,640
May-07	3,884	3,884
May-06	4,200	4,200
May-05	4,175	2,134
May-04	4,620	1,824
May-03	3,926	1,440
May-02	4,122	1,313
May-01	3,898	1,184
May-00	4,157	1,160
May-99	4,297	1,167
May-98	4,538	1,034
May-97	4,305	953
May-96	3,760	759
May-95	3,036	648
May-94	3,706	662
May-93	2,882	472
May-92	3,141	532
May-91	3,106	366

