

# Massachusetts Association of REALTORS®

## *Detached Single Family Home Sales*

<u>January-08</u> 1,986	<u>January-09</u> 1,737	<u>% Change</u> -12.5%
<u>December-08</u> 2,623	<u>January-09</u> 1,737	<u>% Change</u> -33.8%

## *Condominium Sales*

<u>January-08</u> 850	<u>January-09</u> 629	<u>% Change</u> -26.0%
<u>December-08</u> 943	<u>January-09</u> 629	<u>% Change</u> -33.3%

## *Detached Single Family Home Median Selling Prices*

<u>January-08</u> \$ 321,000	<u>January-09</u> \$ 263,500	<u>% Change</u> -17.9%
<u>December-08</u> \$ 275,000	<u>January-09</u> \$ 263,500	<u>% Change</u> -4.2%

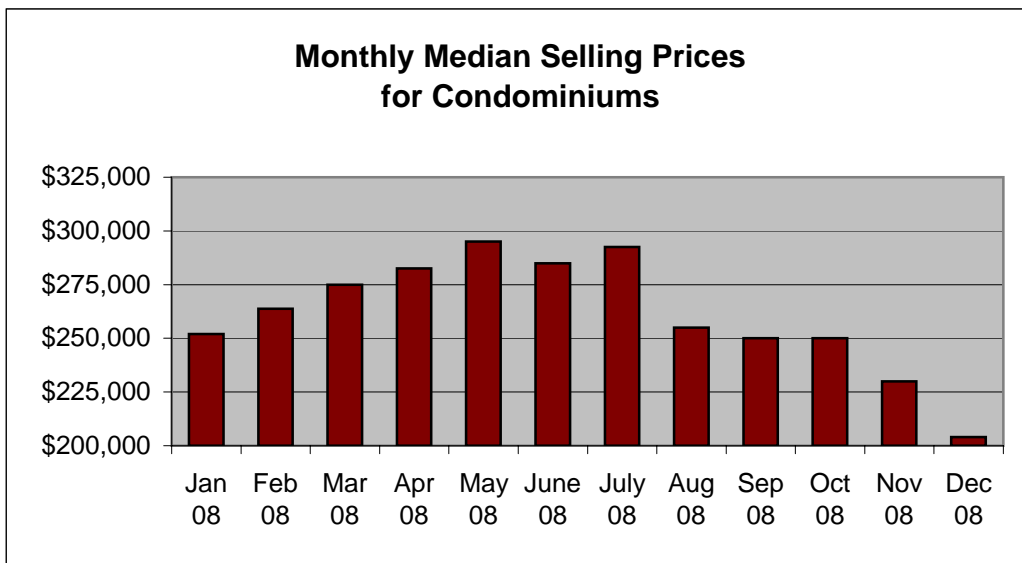
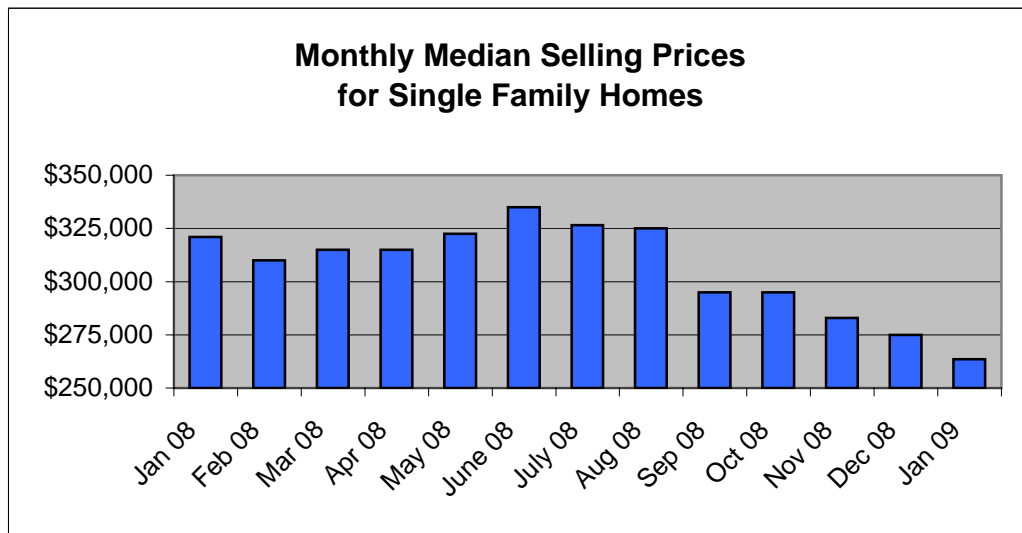
## *Condominium Median Selling Prices*

<u>January-08</u> \$ 276,000	<u>January-09</u> \$ 204,000	<u>% Change</u> -26.1%
<u>December-08</u> \$ 230,000	<u>January-09</u> \$ 204,000	<u>% Change</u> -11.3%

*Figures reflect data from 3 of 3 REALTOR® affiliated Multiple Listing Services in Massachusetts as of February 15, 2009.*

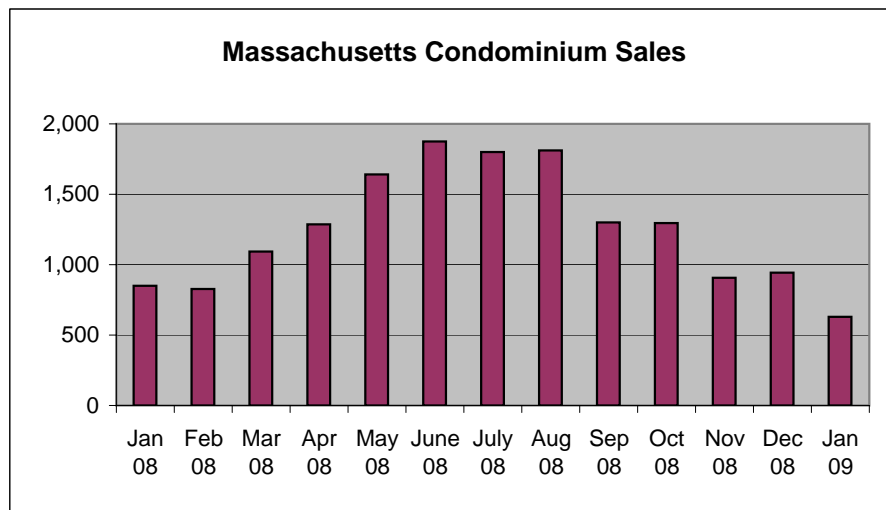
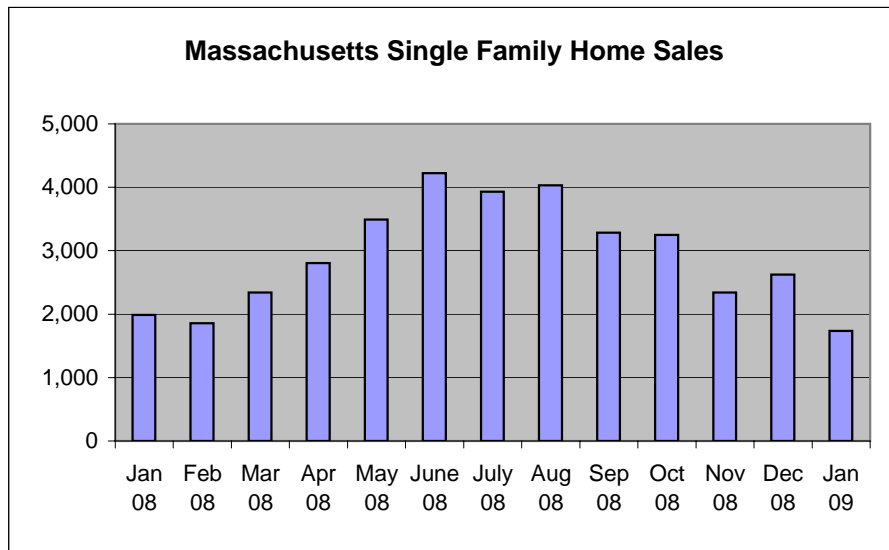
## Monthly Median Prices Single Family Homes and Condominiums

<u>Month/Year</u>	<u>Single Family</u>	<u>Condominiums</u>
Jan 08	\$321,000	\$276,000
Feb 08	\$310,000	\$252,000
Mar 08	\$315,000	\$263,750
Apr 08	\$314,900	\$275,000
May 08	\$322,500	\$282,500
June 08	\$334,900	\$295,000
July 08	\$326,500	\$284,900
Aug 08	\$325,000	\$292,450
Sep 08	\$295,000	\$255,000
Oct 08	\$294,900	\$250,000
Nov 08	\$283,000	\$250,000
Dec 08	\$275,000	\$230,000
Jan 09	\$263,500	\$204,000



## Historical Monthly Sales of Single Family Homes and Condominiums

<u>Month/Year</u>	<u>Single Family</u>	<u>Condominiums</u>
Jan 08	1,986	850
Feb 08	1,857	827
Mar 08	2,339	1,093
Apr 08	2,803	1,286
May 08	3,491	1,640
June 08	4,225	1,876
July 08	3,931	1,800
Aug 08	4,032	1,811
Sep 08	3,283	1,300
Oct 08	3,251	1,296
Nov 08	2,339	906
Dec 08	2,623	943
Jan 09	1,737	629



<b>Historical January Sales of Single Family Homes and Condominiums</b>		
<u>Year</u>	<u>S-F</u>	<u>Condos</u>
Jan-09	1,737	629
Jan-08	1,986	850
Jan-07	2,744	1,271
Jan-06	2,437	1,207
Jan-05	2,968	1,250
Jan-04	2,621	883
Jan-03	2,757	974
Jan-02	2,754	904
Jan-01	2,676	807
Jan-00	2,691	775
Jan-99	3,193	800
Jan-98	2,809	566
Jan-97	2,651	529
Jan-96	2,332	403
Jan-95	2,079	362
Jan-94	2,684	409
Jan-93	2,269	371
Jan-92	1,930	245
Jan-91	1,313	181

