

Massachusetts Association of REALTORS®

Detached Single Family Home Sales

<u>September-07</u>	<u>September-08</u>	<u>% Change</u>
3,116	3,272	5.0%

<u>August-08</u>	<u>September-08</u>	<u>% Change</u>
4,032	3,272	-18.8%

Condominium Sales

<u>September-07</u>	<u>September-08</u>	<u>% Change</u>
1,386	1,300	-6.2%

<u>August-08</u>	<u>September-08</u>	<u>% Change</u>
1,811	1,300	-28.2%

Detached Single Family Home Median Selling Prices

<u>September-07</u>	<u>September-08</u>	<u>% Change</u>
\$ 340,000	\$ 295,000	-13.2%

<u>August-08</u>	<u>September-08</u>	<u>% Change</u>
\$ 325,000	\$ 295,000	-9.2%

Condominium Median Selling Prices

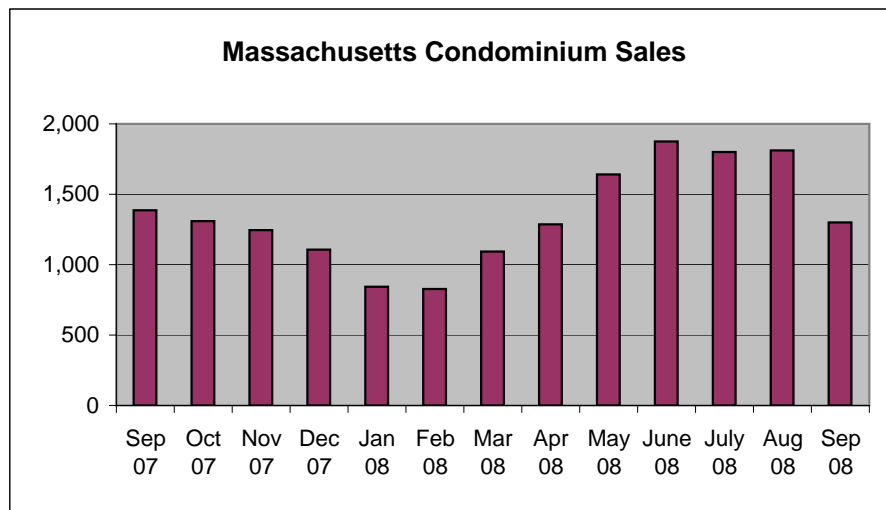
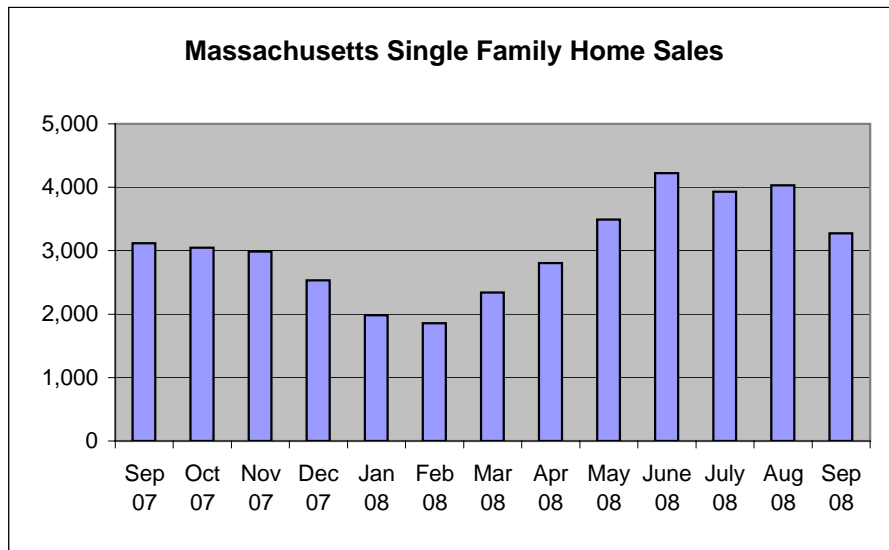
<u>September-07</u>	<u>September-08</u>	<u>% Change</u>
\$ 275,000	\$ 255,000	-7.3%

<u>August-08</u>	<u>September-08</u>	<u>% Change</u>
\$ 292,450	\$ 255,000	-12.8%

Figures reflect data from 3 of 3 REALTOR® affiliated Multiple Listing Services in Massachusetts as of October 15, 2008.

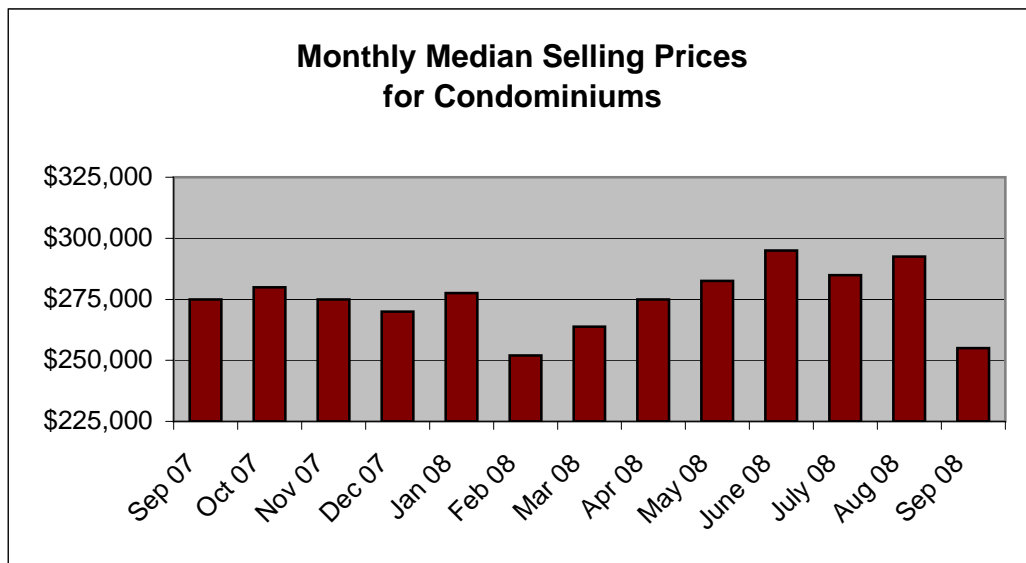
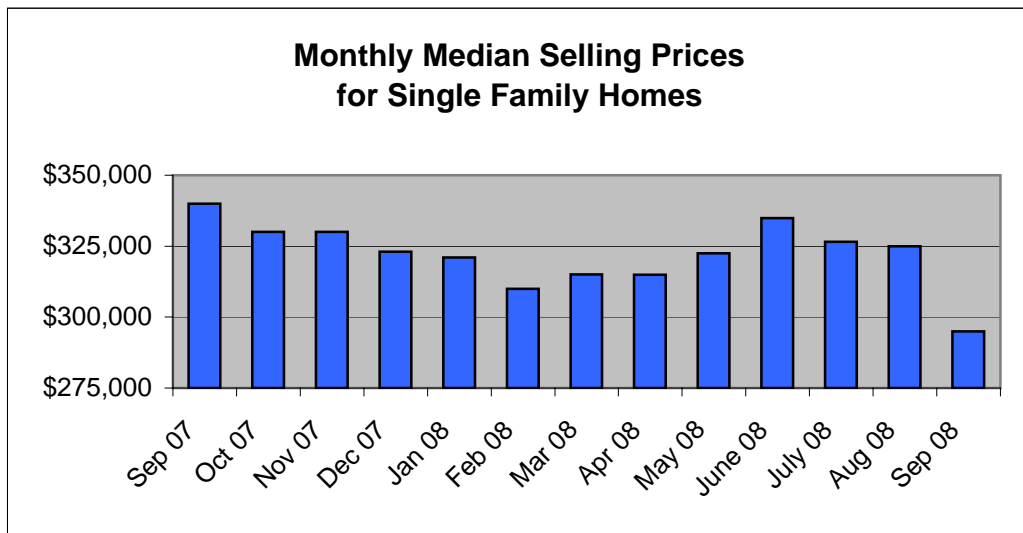
Historical Monthly Sales of Single Family Homes and Condominiums

<u>Month/Year</u>	<u>Single Family</u>	<u>Condominiums</u>
Sep 07	3,116	1,386
Oct 07	3,047	1,309
Nov 07	2,986	1,245
Dec 07	2,532	1,107
Jan 08	1,984	843
Feb 08	1,857	827
Mar 08	2,339	1,093
Apr 08	2,803	1,286
May 08	3,491	1,640
June 08	4,225	1,876
July 08	3,931	1,800
Aug 08	4,032	1,811
Sep 08	3,272	1,300



Monthly Median Prices Single Family Homes and Condominiums

<u>Month/Year</u>	<u>Single Family</u>	<u>Condominiums</u>
Sep 07	\$340,000	\$275,000
Oct 07	\$330,000	\$279,950
Nov 07	\$330,000	\$275,000
Dec 07	\$323,000	\$270,000
Jan 08	\$321,000	\$277,500
Feb 08	\$310,000	\$252,000
Mar 08	\$315,000	\$263,750
Apr 08	\$314,900	\$275,000
May 08	\$322,500	\$282,500
June 08	\$334,900	\$295,000
July 08	\$326,500	\$284,900
Aug 08	\$325,000	\$292,450
Sep 08	\$295,000	\$255,000



Historical September Sales of Single Family Homes and Condominiums		
<u>Year</u>	<u>S-F</u>	<u>Condos</u>
Sep-08	3,272	1,300
Sep-07	3,116	1,386
Sep-06	3,600	1,590
Sep-05	4,516	2,140
Sep-04	4,440	1,750
Sep-03	4,497	1,472
Sep-02	3,675	1,107
Sep-01	3,729	1,118
Sep-00	3,846	1,312
Sep-99	3,932	1,178
Sep-98	4,321	1,222
Sep-97	4,237	986
Sep-96	3,388	762
Sep-95	3,378	669
Sep-94	3,359	638
Sep-93	3,392	582
Sep-92	2,926	420
Sep-91	2,483	350

